

**RENTAL PACKAGE
80 Ton Air Conditioner**

Cat® air conditioning units are self-contained and provide conditioned air for outdoor rental applications. Units are sound attenuated and are equipped with screw-type compressors which allow for cold starting—no preheat required. Units feature rental friendly controls to meet the needs of the non-technical operator. Units designed in accordance with industry guidelines and third party safety and quality standards.

SPECIFICATIONS


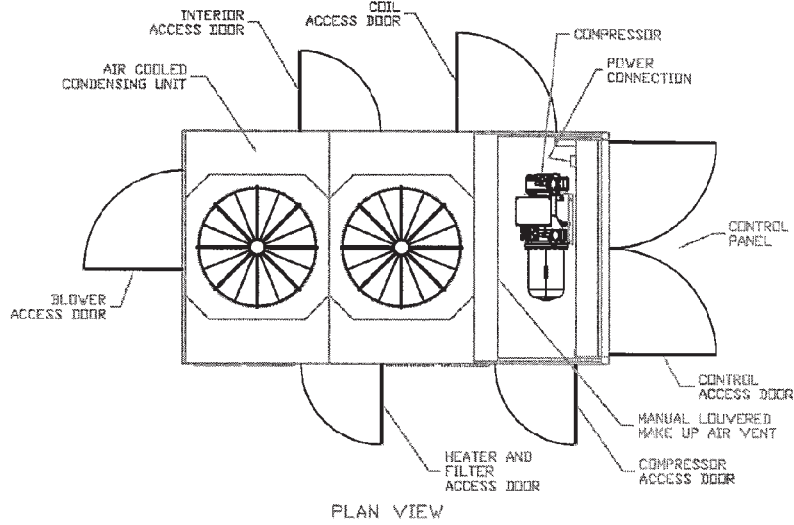
Model.....Stealth 80
 Dimensions
 Length.....182"
 Width.....96"
 Height.....109"

Total shipping weight.....10,300 lbs
 Duct connections.....19.2"
 Filter (reusable).....2" (30% efficient)
 Power supply.....460 volt/3 phase/
 60 hertz with ground

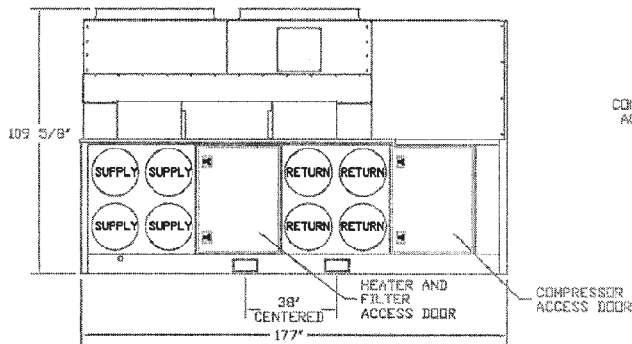
TECHNICAL DATA

<p>Electrical Cooling load Heating load Minimum circuit ampacity (cooling only)</p>	<p>225 amps 192 amps 179 amps</p>
<p>System Control Outside air damper Space temperature control Discharge air temperature control return air temperature control</p>	<p>Manual Standard Standard (4 x 20" Supply Air Duct) Standard (4 x 20" Return Air Duct)</p>
<p>Fan Data Design air flow/maximum air flow Design total static pressure Fan type Fan control Motor power/speed</p>	<p>18,000 cfm 4 in wg Plenum VFD 30 hp/1725 rpm</p>
<p>Cooling Data Design capacity Entering air temp (dry bulb/wet bulb) Leaving air temp (dry bulb/wet bulb) Coil construction Rows Fins per inch</p>	<p>75 tons 80.0/67.0 °F 55.7/54.0 °F Copper Tube/Aluminum fins 8 8</p>
<p>Heating Data Type Capacity Heating</p>	<p>Electric 130 kW 444 MBH</p>
<p>Compressor Data Type Crankcase heat</p>	<p>Screw 200 watts</p>

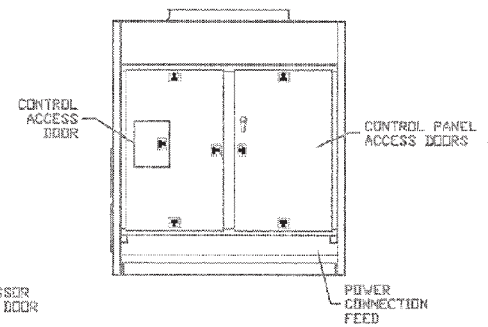
DIMENSIONS



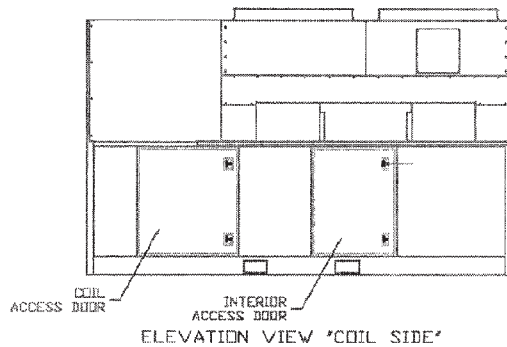
END VIEW "BLOWER ACCESS"



ELEVATION VIEW "HEATER SIDE"



END VIEW "CONTROL PANEL"



Consult your Caterpillar representative for more details.

©2014 Caterpillar
All rights reserved.
Materials and specifications are subject to change without notice.